


# COMPANY PROFILE

Thomas Metal Cutting Machines  
Be a cut above




# COMPANY

## **Innovation and Tradition in the Metal Cutting Industry**

Sthemma Srl stands out as excellence in the production sector of sawing and cutting machines for metal cutting.

Founded in 1951 in Schio by Giuseppe Tomasi, Thomas brand represents one of the first Italian realities in the field of metalworking.

Under the guidance of the son, Mr. Stefano Tomasi, the company embarked on a path of renewal in production management, establishing new local collaborations and involving the third generation of the family. This approach has led to the creation of a simplified organizational structure, direct technical service, and fast and effective after-sales support, thus responding precisely to the changing needs of the market.



Over 500,000 machines sold  
Thousands of customers in over 50 countries



With a solid history of success, a commitment to excellence, and a constant focus on support, Thomas is the ideal partner for your metal cutting needs. We are ready to tackle challenges and opportunities together, providing reliable and high-quality solutions that will contribute to your success.

A photograph of a worker in a dark jacket using a power drill on a white metal cabinet in a factory setting. The background is blurred, showing industrial equipment and bright lighting. A large red semi-transparent box is overlaid on the left side of the image, containing the title and a paragraph of text.

# PRODUCTION

At the core of our production there's a constant pursuit of optimizing our clients' business processes. Each product stems from thorough market research, the development of dedicated programs, the selection and design of high quality components, and a careful study of the most effective technical solutions.

We ensure strict control over the purchase of raw materials and components, ranging from cast iron to semi-finished parts, from electric motors to hydraulic cylinders.


Additionally, our gratitude goes to long-standing relationships with excellent raw material suppliers, and our continuous commitment to improvement.


The production of components and sub-assemblies, such as electrical, pneumatic, and hydraulic ones, is carried out internally or in collaboration with local manufacturers. The design, assembly, and testing are entirely managed within our Company, ensuring maximum quality and precision at every stage of the production process.



“For over 60 years, we have been operating with passion and determination in the field of machine tools. Just as then, today we set clear goals, looking to the future as a continuous evolution of what was started, through constant improvement, ongoing training, and the same dedication as always, to provide our customers with quality products guaranteed by Thomas brand and the reliability given by management that continues for three generations.”

Stefano Tomasi  
President





# SERVICE

## **WIDE SELECTION OF METAL CUTTING MACHINES**

Our sawing and cutting machines are renowned for their precision, reliability, and durability. By leveraging cutting-edge technologies and premium materials, we ensure optimal outcomes across various applications. We offer expert guidance to our customers, recommending the most suitable products and accessories to enhance their work. Committed to ongoing innovation, we invest in research and development to continuously refine our solutions and meet evolving market demands.

## **PRODUCT SELECTION SUPPORT**

At Thomas, customer satisfaction is paramount. From design to production, we consistently strive to understand and address our customers' unique needs. Our dedicated team and partners work tirelessly to provide tailored solutions for every customer.

## **CUTTING ACCESSORY RECOMMENDATIONS**

To achieve outstanding results, we provide personalized advice and supply the most appropriate accessories for our customers' requirements. Notably, our WAL-ZER cutting blades, crafted from premium German steel, exemplify our commitment to excellence. Through close collaboration with our suppliers, we ensure optimal outcomes for our customers.

## **SPARE PARTS AVAILABILITY**

Our responsive after-sales service ensures spare parts are readily available for dispatch within 24 hours, underscoring our dedication to customer satisfaction.

## **TECHNICAL SUPPORT**

Our team of expert technical support professionals, both internal and external, is readily available to provide assistance and solutions to ensure the optimal performance of our products.

## **GLOBAL REACH**

With distributors situated worldwide, we cater to customers across diverse industries and sectors. Our extensive global network enables us to deliver swift and efficient service wherever our customers are located.

## **EFFECTIVE MACHINE REPAIR SERVICES**

Whether through our comprehensive training programs for independent technicians or the expertise of our in-house repair specialists, we guarantee personalized and efficient service. At our headquarters, we offer comprehensive repair, refurbishment, and machine programming services, ensuring meticulous quality control and cost-effective solutions for our customers.



**THOMAS**<sup>®</sup>



**WAL-ZER**<sup>®</sup>

lame | blades | hojas

**STHEMMA SRL**

Via Monte Cimone 1

36010 ZANE' (VI)

+39 0445296303

info@sthemma.com

www.sthemma.com