

ARUBA PRODUCTS AND SOLUTIONS BROCHURE

ENTERPRISE AND MID-SIZE
BUSINESS NETWORKING



TABLE OF CONTENTS

ACCESS POINTS	3
SWITCHES	8
CONTROLLERS AND GATEWAYS	11
OPERATIONS AND MANAGEMENT	12
ENTERPRISE SECURITY SOLUTIONS	12
LOCATION SERVICES	14



ACCESS POINTS

Aruba 802.11ax (Wi-Fi 6) and 802.11ac (Wi-Fi 5) access points deliver high performance wireless that exceeds the needs of any environment. Deployed as controller-managed (ArubaOS) or controllerless (InstantOS) APs depending on the design, scope and scale of your wireless network they offer flexibility and scale..

INDOOR ACCESS POINTS



ARUBA 550 SERIES

- AI-powered wireless RF and client connectivity optimization
- Dual-radio (8x8 + 4x4 MIMO) 802.11ax AP with up-and downlink OFDMA* and Multi-User MIMO (MU-MIMO)*
- Optional tri-radio mode* with two 5GHz and one 2.4GHz radio (all 4x4 MIMO)
- Aruba's unique Smart PoE allows for the use of existing switching infrastructure to power up APs
- Maximum data rates of 4.8Gbps in the 5GHz band and 1,150Mbps in the 2.4GHz band (for an aggregate peak data rate of 5.95Gbps)
- Supports all mandatory and several optional 802.11ax features, and the full 37 OFDMA Resource Units (RUs)* with up to 1,024 associated client devices per radio*
- Cost-effective and easy to manage universal IoT connectivity that includes Bluetooth 5 and Zigbee* radios for location and IOT use-cases
- Aruba Intelligent Power Monitoring (IPM) allows the APs to operate even if there is not enough PoE power
- High-density performance for environments such as universities, large public venues and growing enterprise environments



ARUBA 530 SERIES

- AI-powered features for wireless RF and client connectivity optimization
- Dual-radio (dual 4x4 MIMO) 802.11ax AP with up-and downlink OFDMA* and Multi-User MIMO (MU-MIMO)*
- Supports all mandatory and several optional 802.11ax features, and up to the full 37 OFDMA Resource Units (RUs)
- Maximum data rates of 2.4Gbps in the 5GHz band and 1,150Mbps in the 2.4GHz band (for an aggregate peak data rate of 3.55Gbps)
- Up to 1,024 associated client devices per radio*
- Ideal for high-density environments, such as higher education, K12, retail branches, hotels and digital workplaces
- Cost effective and easy to manager universal IoT connectivity that includes Bluetooth 5 and Zigbee*radios for location and IoT use-cases
- Aruba Intelligent Power Monitoring (IPM) which allows the APs to operate if there is not enough PoE power
- State of the art security with WPA3 and Enhanced open



ARUBA 510 SERIES

- High performance Dual Radio 802.11ax AP with OFDMA** and Multi-User MIMO (MU-MIMO)**
- Supports all mandatory and several optional 802.11ax features*
- Maximum data rates of 4.8Gbps in the 5GHz band and 575Mbps in the 2.4GHz band (for an aggregate peak data rate of 5.4Gbps)
- Mid-range 802.11ax 510 series APs ideal for high density environments, such as schools, retail branches, hotels and enterprise offices
- Cost-effective and easy to manage universal IoT connectivity that includes Bluetooth 5 and Zigbee* radios for location and IOT use-cases
- Aruba Intelligent Power Monitoring (IPM) allows the APs to operate even if there is not enough PoE power
- Ideal for environments such as higher education, retail, healthcare and growing enterprise environments
- State of the art security with WPA3 and Enhanced open

AP-515 supports 4 downtilt internal antennas.

AP-514 supports 4 RP-SMA type external antennas.



ARUBA 340 SERIES

- High-performance 802.11ac Wave 2 with 802.3bz-compliant HPE Smart Rate (1/2.5 GigE) multi-gigabit uplink and redundant 1 gigabit uplink
- Dual-5 GHz or dual-band (2.4 GHz and 5 GHz) radio modes
- Supports 4x4:4SS with up to 3 MU-MIMO clients across 4 streams
- Delivers radio data rates up to 2,166 Mbps in the 5 GHz band and up to 800 Mbps in the 2.4 GHz band
- Aggregate max data rate of 4.3 Gbps in dual-5 GHz mode and 3.0 Gbps in dual-band mode
- Supports 160 MHz channel bandwidth (VHT160)
- Includes built-in BLE Radio that can be used for mobile engagement and asset tracking

AP-344 has 4 external dual-band RP-SMA antenna connectors and 4 external 5 GHz RP-SMA antenna connectors for use when Dual-5 GHz operation is desired.

AP-345 has 8 integrated downtilt omnidirectional antennas.



ARUBA 330 SERIES

- Multi-gigabit 802.11ac Wave 2 with 802.3bz-compliant HPE Smart Rate (1/2.5/5 GigE) multi-gigabit uplink and redundant 1 gigabit uplink
- Supports 4x4:4SS with up to 3 MU-MIMO clients across 4 streams
- Delivers data rates up to 1,733 Mbps in the 5 GHz band and up to 600 Mbps in the 2.4 GHz band
- Supports 160 MHz channel bandwidth (VHT160)
- Includes built-in BLE Radio that can be used for mobile engagement and asset tracking

AP-334/IAP-334 have 4 external dual-band RP-SMA antenna connectors.

AP-335/IAP-335 have 8 integrated downtilt omnidirectional antennas with dual-polarization.

*Feature not initially supported; it will be enabled in a future software release

**Support added in the 8.5.0.0 software release

**ARUBA 320 SERIES**

- High performance 802.11ac Wave 2 with dual redundant gigabit uplinks
- Supports 4x4:4SS with up to 3 MU-MIMO clients across 3 streams
- Delivers data rates up to 1,733 Mbps in the 5 GHz band and up to 600 Mbps in the 2.4 GHz band
- Supports 160 MHz channel bandwidth (VHT160)
- Includes built-in BLE Radio that can be used for mobile engagement and asset tracking

AP-324/IAP-324 have 4 external dual-band RP-SMA antenna connectors.

AP-325/IAP-325 have 8 integrated downtilt omnidirectional antennas.

**ARUBA 310 SERIES**

- High performance, cost optimized 802.11ac Wave 2 with single gigabit uplink
- Supports 4x4:4SS with up to 3 MU-MIMO clients across 4 streams
- Delivers data rates up to 1,733 Mbps in the 5 GHz band and up to 300 Mbps in the 2.4 GHz band
- Supports 160 MHz channel bandwidth (VHT160)
- Includes built-in BLE Radio that can be used for mobile engagement and asset tracking

AP-314/IAP-314 have 4 external dual-band RP-SMA antenna connectors.

AP-315/IAP-315 have 4 integrated downtilt omnidirectional antennas.

**ARUBA 303 SERIES**

- High performance low cost 802.11ac Wave 2
- Supports 2x2:2SS MU-MIMO for medium density enterprise environments
- Delivers a maximum concurrent data rate of 867 Mbps in the 5 GHz band and 300 Mbps in the 2.4 GHz band (for an aggregate peak data rate of 1.2 Gbps).
- Includes built-in BLE Radio that can be used for mobile engagement and asset tracking.

AP-303/IAP 303 –have two vertically polarized dual-band downtilt omnidirectional indoor antennas

**ARUBA 300 SERIES**

- High performance, entry-level 802.11ac Wave 2 with single gigabit uplink
- Supports 3x3:3SS with up to 2 MU-MIMO clients across 2 streams
- Delivers data rates up to 1,300 Mbps in the 5 GHz band and up to 300 Mbps in the 2.4 GHz band
- Supports 80 MHz channel bandwidth (VHT80)
- Includes built-in BLE Radio that can be used for mobile engagement and asset tracking

AP-304/IAP-304 have 3 external dual-band RP-SMA antenna connectors.

AP-305/IAP-305 have 3 integrated downtilt omnidirectional antennas.

**ARUBA 207 SERIES**

- Moderate performance 802.11ac Wave 1 with single gigabit uplink
- Supports 2x2:2SS
- Delivers data rates up to 867 Mbps in the 5 GHz band and up to 400 Mbps in the 2.4 GHz band
- Supports 80 MHz channel bandwidth (VHT80)
- Includes built-in BLE Radio that can be used for mobile engagement and asset tracking

AP-207/IAP-207 have 2 integrated downtilt omnidirectional antennas.

RUGGED ACCESS POINTS**ARUBA 318 SERIES**

- Industrial, high performance 802.11ac Wave 2 with one 1000BASE-T and one 1000BASE-X SFP uplink ports
- Supports 4x4:4SS
- Delivers data rates up to 1,733 Mbps in the 5 GHz band and up to 300 Mbps in the 2.4 GHz band
- Supports 160 MHz channel bandwidth (2SS/VHT160)
- Extended temperature range and dust sealing for deployment in industrial environments

AP-318 has 6 external single-band RP-SMA antenna connectors.

**ARUBA 228 SERIES**

- Industrial, moderate performance 802.11ac Wave 1 with dual redundant Gigabit uplinks
- Supports 3x3:3SS
- Delivers data rates up to 1,300 Mbps in the 5 GHz band and up to 600 Mbps in the 2.4 GHz band
- Supports 80 MHz channel bandwidth (VHT80)
- Extended temperature range and dust sealing for deployment in industrial environments

AP-228/IAP-228 have 6 external single-band RP-SMA antenna connectors. AP-305/IAP-305 have 3 integrated downtilt omnidirectional antennas.

OUTDOOR ACCESS POINTS**ARUBA 370 SERIES**

- Outdoor, highest performance 802.11ac Wave 2 with one 1000BASE-T and one 1000BASE-X SFP uplink ports
- Supports 4x4:4SS and 160 MHz channel bandwidth (VHT160)
- Delivers data rates up to 1,733 Mbps in the 5 GHz band and 300 Mbps in the 2.4 GHz band
- Supports 160 MHz channel bandwidth (VHT160)

AP-374 at 5 GHz 802.11ac 4x4 MU-MIMO has 4 Nf connectors for external antenna operation and at 2.4 GHz 802.11n 2x2 MIMO radios has 2 Nf connectors for external antenna operation.

AP-375 at 5 GHz 802.11ac 4x4 MU-MIMO has Internal Omni Antennas and at 2.4 GHz 802.11n 2x2 MIMO has Internal Omni Antennas.

AP-377 at 5 GHz 802.11ac 4x4 MU-MIMO has Internal 80°H x 80°V Directional Antennas and at 2.4 GHz 802.11n 2x2 MIMO has Internal Directional Antennas.



ARUBA 360 SERIES

- Outdoor, high performance 802.11ac Wave 2 with single Gigabit uplink
- Supports 2x2:2SS and 80 MHz channel bandwidth (VHT80)
- Delivers data rates up to 867 Mbps in the 5 GHz band and 400 Mbps in the 2.4 GHz band
- Supports 80 MHz channel bandwidth (VHT80)

AP-365 has 2.4-GHz and 5-GHz radios, each with 2x2 MIMO and integrated omnidirectional antennas.

AP-367 has 2.4-GHz and 5-GHz radios, each with 2x2 MIMO and integrated directional antennas.



ARUBA 270 SERIES

- Outdoor, high performance 802.11ac Wave 1 with dual redundant Gigabit uplinks
- Supports 3x3:3SS and 80 MHz channel bandwidth (VHT80)
- Delivers data rates up to 1,300 Mbps in the 5 GHz band and up to 600 Mbps in the 2.4 GHz band
- Supports 80 MHz channel bandwidth (VHT80)

AP-274/IAP-274 has 2.4-GHz and 5-GHz radios, each with 3x3 MIMO and 3 external antenna connectors.

AP-275 and IAP-275 has 2.4-GHz and 5-GHz radios, each with 3x3 MIMO and three integrated omni-directional antennas.

AP-277 and IAP-277 has 2.4-GHz and 5-GHz radios, each with 3x3 MIMO and three integrated beamwidth directional antennas.


HOSPITALITY ACCESS POINTS



ARUBA 303H SERIES

- High performance 802.11ac Wave 2 for hospitality and branch offices
- Supports 2x2:2SS and 80 MHz channel bandwidth (VHT80)
- Delivers data rate of 867 Mbps in the 5 GHz band and up to 300 Mbps in the 2.4 GHz band
- Supports 80 MHz channel bandwidth (VHT80)

AP-303H has 2 integrated dual-band moderately directional antennas.



ARUBA 203H SERIES

- High performance 802.11ac access points for branch offices and hospitality environments
- Supports 2x2:2SS and 80 MHz channel bandwidth (VHT80)
- Deliver data rates up to 867Mbps in the 5 Ghz band and up to 400 Mbps in the 2.4 Ghz band
- Supports 80 MHz channel bandwidth (VHT80)

AP-203H has 2 integrated dual-band moderately directional antennas.

REMOTE ACCESS POINTS AND BRIDGES



ARUBA 203R SERIES

- Moderate performance 802.11ac access points for home and small branch offices
- Deliver data rates up to 867 Mbps in the 5 Ghz band and up to 400 Mbps in the 2.4 Ghz band
- Supports 80 MHz channel bandwidth (VHT80)
- 3 Ethernet ports

AP-203R has 2 integrated dual-band omnidirectional antennas for 2x2 MIMO.



ARUBA 501 WIRELESS CLIENT BRIDGE

- Link up to 15 Ethernet devices or an RS232 serial device to a wireless network at Gigabit speeds
- One dual-band three spatial-stream MIMO radio running up to 1.3 Gbps
- Support for IEEE 802.11b/g/n and 802.11a/n/ac WLAN networks
- Supports 3x3:3SS

SWITCHES

Aruba campus switches are ready to meet the challenges of the mobile, cloud and IoT era where visibility, automation, and security have become table stakes for survival. Aruba's modern, programmable switches easily integrate with our network management solutions. These switches come with built-in security features and integrate with Aruba ClearPass for advanced policy management.

ARUBA ACCESS SWITCHES

Aruba's access switches provide a foundation for scalable, secure and high performance campus networks. Programmable Aruba ProVision ASICs and ArubaOS-Switch software enable fast wireless aggregation and simplicity with unified role-based access. Aruba's layer 3 switches are also capable of leveraging user and port-based traffic tunneling to apply policies, advanced services, and traffic encryption.



ARUBA 5400R ZL2 SWITCH SERIES

Scalable and versatile modular advanced Layer 3 access and aggregation switching solution with powerful 2 Tbps backplane low 2.1 us latency and redundant management and power.

- Advanced 3 feature set includes OSPF, IPv6/IPv4 routing, BGP, Tunnel Node, robust QoS policy-based routing and VSF stacking with no software licensing required
- 6 and 12 slot compact chassis
- Scalable line rate 40GbE for wireless traffic aggregation
- Redundant management and power for resiliency
- Supports up to 96 10 GbE ports, 96 HPE Smart Rate multi-gig ports, or 288 1 GbE ports
- High density PoE+ (288 ports full PoE+) capable



ARUBA 3810 SWITCH SERIES

Advanced Layer 3 access and aggregation 1U switching solution with backplane stacking, low latency and resiliency.

- Advanced L3 with OSPF, BGP, MACsec, VRRP, Tunnel Node with no software licensing required
- 24 or 48 gigabit ports, Smart Rate multi-gig model and 16 port SFP+ model
- 10 chassis backplane stacking
- Modular 10 GbE SFP+, HPE Smart Rate multi-gig ports and 40GbE QSFP+ uplinks
- Up to 1440 W PoE+ for powering APs, cameras and IoT devices



ARUBA 2930M SWITCH SERIES

High performance and scalable Layer 3 access switching solution with redundant and modular power, modular uplinks and modular stacking.

- Layer 3 switch series with static, RIP and Access OSPF routing, Tunnel Node, ACLs, sFlow, IPv6 with no software licensing required.
- 24 and 48 port Gigabit models and Smart Rate multi-gig Ethernet models with 8 or 24 built-in ports
- Scalable and resilient with 10 chassis backplane stacking
- Modular 10 GbE SFP+, HPE Smart Rate multi-gig ports and 40 GbE QSFP+ uplinks
- Up to 1440 W PoE+ for powering APs, cameras and IoT devices
- Two models support 802.3bt PoE



ARUBA 2930F SWITCH SERIES

High performance and cost effective Layer 3 access fixed port switching solution with stacking for increased performance and redundancy.

- Layer 3 switch series with static, RIP and Access OSPF routing, Tunnel Node, ACLs, sFlow, IPv6 with no software licensing required
- 8, 24 and 48 port Gigabit ports
- 4 chassis stacking with Virtual Switching Framework (VSF)
- Built-in 1 GbE or 10 GbE uplinks
- Up to 740 W PoE+ for powering APs, cameras and IoT devices



ARUBA 2540 SWITCH SERIES

A robust and easy to deploy Layer 2+ access switching solution that offers enhanced security and 10GbE uplinks, RIP and static routing, and flexible management.

- Layer 2 switch series with static and RIP routing, ACLs, sFlow, IPv6 with no software licensing required
- 24 or 48 ports of Gigabit
- Convenient built-in 10 GbE uplinks
- Up to 370 W PoE+ for powering APs, cameras and IoT devices



ARUBA 2530 SWITCH SERIES

A cost-effective, reliable and secure Layer 2 access switching solution that delivers entry level features for small-to-midsize businesses.

- Layer 2 switch series with ACLs, sFlow, and IPv6 with no software licensing required
- 8, 24, 48 port 10/100 and Gigabit switches
- Up to 370 W PoE+ for powering APs, cameras and IoT devices
- Energy savings with Energy Efficient Ethernet, quiet fan-less models and low power mode settings

ARUBA CAMPUS CORE AND AGGREGATION SWITCHES

Aruba campus core and aggregation switches offer a flexible and innovative approach to dealing with new applications, security and scalability demands of the mobile-cloud and IoT era. Based on the new ArubaOS-CX, a modern software system for the core that automates and simplifies network tasks using built-in Python interpreter and REST APIs.

These industry leading switches bring intelligence and automation to the core with full programmability and built-in Aruba Network Analytics Engine, giving network operators the ability to see more, know more, and act faster.



ARUBA 8400 SWITCH SERIES

High density modular Layer 3 campus core chassis with a modern, fully programmable ArubaOS-CX and 19.2 Tbps of switching capacity and carrier grade hardware.

- Carrier-class high availability with redundant management, power and fabric
- ArubaOS-CX enables automation and programmability using built-in REST APIs and Python scripts
- Intelligent monitoring and visibility with Aruba Network Analytics Engine
- Advanced Layer 2/3 feature set includes BGP, OSPF, VRF, and IPv6
- Compact 8U chassis with high density, line rate 10GbE/40GbE/100GbE connectivity
- Multi-chassis link aggregation



ARUBA 8320 SWITCH SERIES

High performance Layer 3 campus core and aggregation switch with a modern, fully programmable ArubaOS-CX and 2.5 Tbps of switching capacity.

- High availability with redundant power supplies and fans
- ArubaOS-CX enables automation and programmability using built-in REST APIs and Python scripts
- Intelligent monitoring and visibility with Aruba Network Analytics Engine
- Advanced Layer 2/3 feature set includes BGP, OSPF, VRF, and IPv6
- Compact 1U switches with 10GbE (SFP/SFP+ and 10GBASE-T) and 40GbE connectivity
- Multi-chassis link aggregation

CONTROLLERS AND GATEWAYS

CAMPUS MOBILITY CONTROLLERS



ARUBA 7200 SERIES

The 7200 series is optimized to ensure high performance 802.11ax and 802.11ac Wi-Fi connectivity. Select models support up to 32,000 mobile clients. Each controller delivers stateful firewall policy enforcement at up to 100 Gbps – capacity and speed for any use case.

- Aruba 7280 Mobility Controller: 2048 AP support, 100 Gbps FW-32K users
- Aruba 7240XM Mobility Controller: 2048 AP support, 40 Gbps FW-32K users
- Aruba 7220 Mobility Controller: 1024 AP support, 40 Gbps FW-24K users
- Aruba 7210 Mobility Controller: 512 AP support, 20 Gbps FW-16K users
- Aruba 7205 Mobility Controller: 256 AP support, 15 Gbps FW-8K users

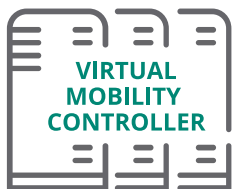
SD-WAN BRANCH GATEWAYS



ARUBA 7000 SERIES

Aruba 7000 series optimize cloud services and secure enterprise applications for WAN at branch offices, while reducing the cost and complexity of WAN deployment and management.

- Aruba 7030 Series Mobility Controller: 64 AP support – 8 Gbps firewall-4K users
- Aruba 7024 Series Mobility Controller: 32 AP support – 4 Gbps firewall-2K users
- Aruba 7010 Series Mobility Controller: 32AP support – 4 Gbps firewall-2K users
- Aruba 7008 Series Mobility Controller: 16 AP support – 2 Gbps firewall-1K users
- Aruba 7005 Series Mobility Controller: 16 AP support – 2 Gbps firewall-1K users



ARUBA MOBILITY CONTROLLER VIRTUAL APPLIANCE

Deployed as a Virtual Appliance (VA), the Mobility Controller (MC-VA) runs on ArubaOS 8 and provides a flexible deployment alternative to the hardware mobility controllers (72xx and 7xxx). The VA form factor makes it easy to dynamically scale to support the needs of a rapidly growing enterprise and make an efficient use of resources.

- MC-VA-50 – 50 AP, 800 clients
- MC-VA-250 – 250 AP, 4K clients
- MC-VA-1K – 1000 AP, 16K clients



MOBILITY MASTER VIRTUAL APPLIANCE/HARDWARE APPLIANCE

Aruba Mobility Master is the next generation of master controller that runs on ArubaOS 8 and can be either deployed as a virtual appliance (VA) or as hardware appliance. The Mobility Master provides high availability with hitless failover in an unlikely event of a controller outage and live upgrade of the entire operating system with no downtime. It also provides automatic RF optimization for high density environment.

- Aruba Mobility Master Virtual Appliance supports 50/500/1,000/5,000/10,000 devices
- Aruba Mobility Master Hardware Appliance supports 1000/5,000/10,000 devices

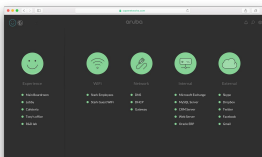
OPERATIONS AND MANAGEMENT



ARUBA NETINSIGHT: CLOUD SERVICE

NetInsight leverages AI/ML to automatically benchmark and monitor your controller based network and similar peer networks to identify positive and negative RF, DHCP and authentication performance and connectivity patterns - even ones that support multiple locations and remote offices. Insights are gathered from controllers, AirWave (VisualRF), ClearPass, and DHCP servers. Config recommendations are provided to improve RF and associated services as needed. Includes Green AP feature for use with 802.11ax APs.

Licensed per Controllers and APs put under management.

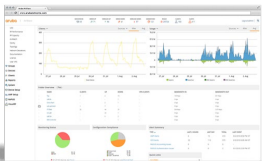


ARUBA USER EXPERIENCE INSIGHT: CLOUD SERVICE

User Experience Insight (formerly Cape) uses analytics from a user's perspective to proactively identify mission critical application and network service issues - before they impact users or the business. An on-prem sensor connects to multivendor APs, performs configured tests and highlights issues that can be viewed via a simple to use web dashboard. Supports internal and external tests to measure app and server responsiveness over Wi-Fi, wired and WAN.

Sensors are purchased via perpetual SKU

Available 1, 3, or 5-year software subscription for each sensor is required.



ARUBA AIRWAVE: ON-PREMISES

A multivendor network operations system for enterprise-grade wired and wireless infrastructure management and monitoring. Includes granular app, RF, and connectivity analytics with insight that allows for streamlined and centrally managed troubleshooting and controls.

Available in hardware or virtual appliances; licensed per managed network device.

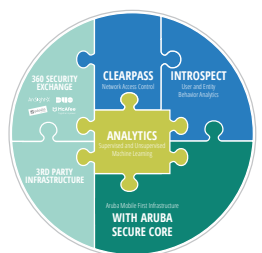


ARUBA CENTRAL: CLOUD

An intuitive, secure, and cost-effective multi-site management-as-a-service, for Aruba Instant access points, ArubaOS switches and SD-Branch Gateways. Includes app visibility and administration, as well as options for centrally managed guest access, presence and connectivity analytics.

Available per 1, 3, or 5 year subscriptions; licensed per managed network device.

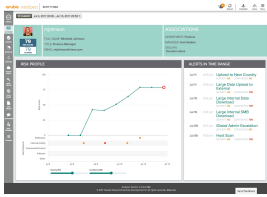
ENTERPRISE SECURITY SOLUTIONS



ARUBA 360 SECURE FABRIC

The Aruba 360 Secure Fabric provides organizations with an integrated security framework for networking and security teams to gain visibility and control of the network, and the devices and users that connect to them. It is the only solution that combines a complete campus, branch and cloud-connected network infrastructure with built-in security, advanced threat detection and response, and secure network access control to protect millions of users and devices and secure vast amounts of distributed data.

The 360 Secure Fabric includes the Aruba IntroSpect User Entity Behavior Analytics (UEBA) solution, and Aruba ClearPass Network Access Control (NAC).



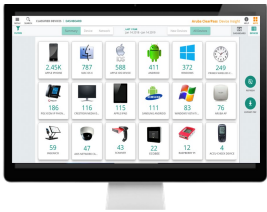
ARUBA INTROSPECT

IntroSpect User and Network Traffic Analysis (NTA) use AI-based machine learning to spot changes in user behavior that often indicate inside attacks that have evaded perimeter defenses. Security teams are armed with insights into malicious, compromised or negligent users, systems and devices – cutting off the threat before it does damage.

The IntroSpect product family consists of Standard and Advanced editions:

IntroSpect Standard is a Network Traffic Analysis (NTA) solution that focuses on finding threats in network traffic. Upgrading to the full UEBA + NTA solution is an easy license key update.

IntroSpect Advanced is an integrated UEBA + NTA solution that provides all the attack detection, incident investigation and attack detection capabilities that customers have come to rely on for the broadest protection available by combining both User and Entity Behavior Analytics and Network Traffic Analysis solutions.



NETWORK ACCESS CONTROL (NAC)

CLEARPASS DEVICE INSIGHT

ClearPass Device Insight addresses the most stringent visibility requirements for the most diverse network environments. This includes the ability to broadly and accurately identify all wireless and wired devices connected to the network - from traditional IT managed devices to previously undetected IoT devices such as cameras, medical equipment and other hard to detect endpoints. As a part of Aruba's ClearPass family of industry-leading access control solutions, integration with ClearPass Policy Manager delivers comprehensive policy control and real time enforcement.

Subscription license options

- 1, 3 and 5 year subscriptions.
- 100, 500, 1k, 2.5k, 5k, 10k, 25k, 50k, and 100k increments.



ARUBA CLEARPASS POLICY MANAGER

Provides role and device-based network access control for employees, contractors and guests across any multivendor wired, wireless and VPN infrastructure. With a built-in context-based policy engine, RADIUS, TACACS+, Non-RADIUS enforcement options, device profiling, posture assessment, onboarding, and guest access options, ClearPass is unrivaled as a foundation for network security in organizations of any size.

ClearPass Policy Manager is available as virtual and hardware appliances and can be deployed in a cluster to increase scalability and redundancy.

Hardware Appliance options

- Aruba ClearPass C1000 S-1200 R4 HW-Based Appliance
- Aruba ClearPass C2000 DL20 Gen9 HW-Based Appliance
- Aruba ClearPass C3000 DL360 Gen9 HW-Based Appliance

Virtual Appliance options

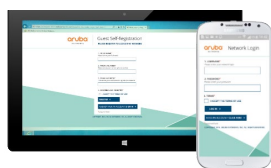
- Aruba ClearPass Cx000V VM-Based Appliance

Perpetual license options (per concurrent endpoints)

- Access for Aruba ClearPass Policy Manager: 100, 500, 1K, 2.5K, 5K, 10K increments

Subscription licenses options (per concurrent endpoints)


- 1/3/5 Year Access for Aruba ClearPass Policy Manager: 100, 500, 1K, 2.5K, 5K, 10K increments



ClearPass Guest

Guest is a Policy Manager feature that allows IT to automate the workflow for users to securely acquire Internet access on personally owned Wi-Fi or Ethernet enabled BYO devices. Policies can be created privileges that support visitors, contractors and employees. Context can be used to permit specific device types, days of use, hours, bandwidth used and more.

Guest licensing is included in the base Policy Manager Access Licensing. You do have to ensure that you have adequate Policy Manager capacity to connect guests and IT-managed internal devices.



ClearPass Onboard

Onboard is a Policy Manager module that provides automated provisioning of any Windows, macOS, iOS, Android, Chromebook, and Ubuntu devices via a user driven self-guided portal. Network details, security settings and unique device identity certificates are automatically configured on authorized devices. Cloud identity services like Microsoft Azure Active Directory, Google G Suite and Okta can also be leveraged as identity providers with Onboard for secure certificate enrollment.

Perpetual license options (per user)

- Onboard for Aruba ClearPass Policy Manager: 100, 500, 1K, 2.5K, 5K, 10K increments

Subscription licenses options (per user)

- 1/3/5 Year Onboard for Aruba ClearPass Policy Manager: 100, 500, 1K, 2.5K, 5K, 10K increments



ClearPass OnGuard

OnGuard is a Policy Manager module that leverages persistent and dissolvable agents to perform advanced endpoint posture assessments over wireless, wired and VPN connections. OnGuard's health-check capabilities ensure compliance and network safeguards before devices connect. The persistent agent also provides additional security by continually monitoring the endpoint for compliance violations.

Perpetual license options (per installed endpoint)

- OnGuard for Aruba ClearPass Policy Manager: 100, 500, 1K, 2.5K, 5K, 10K increments

Subscription licenses options (per installed endpoint)

- 1/3 Year OnGuard for Aruba ClearPass Policy Manager: 100, 500, 1K, 2.5K, 5K, 10K increments

LOCATION SERVICES

Aruba's Location Services portfolio enables organizations such as enterprises, retailers, hotels, casinos, airports, stadiums, and hospitals to use location to engage with customers and employees in new and creative ways. Use cases include indoor way-finding, proximity-based notifications, asset tracking, location sharing and more. Engagement via mobile apps helps improve user interaction and experiences, while streamlining processes. Organizations can easily leverage built-in BLE technology in Aruba AP's to create a location services ready network.



ARUBA MERIDIAN LOCATION SERVICES PLATFORM

Meridian is a cloud-based software platform that allows organizations to manage mobile engagement and asset tracking services, and create or improve location-aware mobile apps. The platform includes a comprehensive location mapping engine, proximity-based campaigns editor, and apps specific visibility and reporting functions.

**ARUBA BEACONS**

Beacons leverage Bluetooth Low-Energy (BLE) technology to enable a “blue dot” wayfinding experience with turn-by-turn directions or to enable proximity-aware campaigns and push notifications. Both standalone beacons and those in Aruba AP’s can be used in conjunction with the Meridian platform.

**ARUBA TAGS**

Aruba Tags are small, BLE-based devices that are attached to valued assets for tracking and location purposes. When used with the Aruba Meridian platform, Aruba Tags enable businesses to easily find physical assets within indoor and outdoor locations that are utilizing BLE-enabled Aruba Wireless APs.

For detailed product information, individual datasheets can be downloaded or viewed at:
<http://www.arubanetworks.com/>